

BOKASHI QUICK START GUIDE



Bokashi is a Japanese word that means “fermented organic matter”. It is a simple way to dispose of your food waste! By using a special Bokashi bran mix containing micro-organisms you ferment your food waste, ready to be dug into the ground.

- 1 Collect your food waste** - It's handy to collect scraps in a kitchen caddy, but an old ice cream container works just as well.
- 2 Sprinkle a small amount of Bokashi bran** into the bottom of the top bucket. (Compost Zing is available from the Environment Centre)
- 3 Add your food scraps** and 1-2 tsp of Bokashi bran on top.
- 4 Press down on the food** to remove excess air - a potato masher is ideal to do this.
- 5 Fasten the lid one side at a time** to create an air seal – a reminder is printed on the top.
- 6 Drain the juice** – Empty the bottom bucket every couple of days to keep it smelling fresh.
- 7 When full, place in a nice sunny spot** – It will take 7-10 days to ferment. If cooler, it may take up to 14 days.
- 8 Dig a hole and bury it** – When ready, it will still resemble food but it will be fermented, ready to go into the soil. Mix some soil into the food waste and top with about 75mm-100mm of soil.
- 9 After 2-4 weeks** your buried food waste will turn into compost. Wait 2 weeks before planting anything into it.

TOP TIP:

Add your scraps once a day to limit disruption to the fermentation process.



BOKASHI JUICE:

To fertilise your garden or plants dilute the juice (2 Tbsp to 5 litres of water) and apply to the soil. For foliage dilute the juice (1 tsp to 5 litres of water) and spray over the leaves.



WHAT CAN GO IN?


Yes, I can go in the bin



CHOPPED FRUIT & VEGGIE SCRAPS



COOKED & RAW MEAT SCRAPS



FISH SCRAPS, BONES & SHELLFISH



LEFTOVER MEALS



DAIRY PRODUCTS



PASTA & RICE



NUTS & CEREALS




COFFEE GROUNDS & TEA LEAVES



EGGS & EGGSHELLS



INDOOR CUT FLOWERS



BREAD & BAKING PRODUCTS

No, I can't go in the bin



LARGE MEAT BONES



GARDEN WASTE



LIQUIDS
E.G. MILK, JUICE & OIL




MOULDY FOOD



CARDBOARD



PAPER TOWELS



PAPER & PLASTIC WRAP EVEN IF IT LABELLED AS 'COMPOSTABLE'



PLASTIC BAGS LABELLED AS 'COMPOSTABLE'



RUBBISH



PET WASTE

NEED MORE INFO?

The Environment Centre is here to help with your Bokashi questions and problems. But for more online inspiration these are a great place to start:

Zing Bokashi - www.zingbokashi.co.nz

Compost Collective - www.compostcollective.org.nz

Check out "Zero Waste Family" on Youtube and search

Beginner's Guide to Bokashi Composting // What to Expect Start to Finish

